

SecuriFire B3-REL16

Relay board with 24 V contacts

The B3-REL16 board contains 16 bistable 24 V / 3 A relays.



Fig. 1 B3-REL16

Domain: SCP3000

Function/Application

The B3-REL16 has 16 freely programmable bistable 24V / 3A relays for connecting fire incident controls.

Defining whether the contact is a working or normally closed contact is done with planning software. Further, for each relay a "Fail-Safe-Position" can be defined for instances in which there is a power failure or the SCP is switched off.

The connection to the B5-BAF / B5-MRI16 is on the rear side using a 32-pin male connector via relay BUS. The peripheral devices are connected on the front side of the board with two 16-pin plug-in terminals.

Interfaces

- X1 Connection to the relay BUS
- X2 Connector plug for relays 9-16 (24V / 3A)
- X3 Connector plug for relays 1-8 (24V / 3A)




Fig. 2 B3-REL16 interfaces

Plug for relays (X2) and (X3)

Plug X2		Plug X3	
Designation	Terminal	Designation	Terminal
Relay R16	1	Relay R8	1
	2		2
Relay R15	3	Relay R7	3
	4		4
Relay R14	5	Relay R6	5
	6		6
Relay R13	7	Relay R5	7
	8		8
Relay R12	9	Relay R4	9
	10		10
Relay R11	11	Relay R3	11
	12		12
Relay R10	13	Relay R2	13
	14		14
Relay R9	15	Relay R1	15
	16		16

Technical data X2 und X3

Relay design	bistable
Switching voltage	max. 30 VAC / 30 VDC
Switching current	max. 3 A
Breaking capacity	max. 60W (2 A at 30 V)
Contact resistance	max. 30 mΩ
Mechanical	plug-in screw terminal, max. 2.5mm ²

Planning

The country-specific directives apply when planning and installing automatic fire detector systems.

The B3-REL16 can be fitted in the unit rack of each SecuriFire 3000 at slots 11 to 13 of the unit rack. However, a B5-BAF or B5-MR16 board must be fitted to slot 9.

Defining whether the contact is a working or normally closed contact is done with planning software SecuriFire Studio. By programming an "Active in Fail-Safe-Position", the state of each individual relay can be defined for power supply failure or shut down of the SCP.

The B3-REL16 is supported beginning with SecuriFire Studio R 1.0.

Connection examples

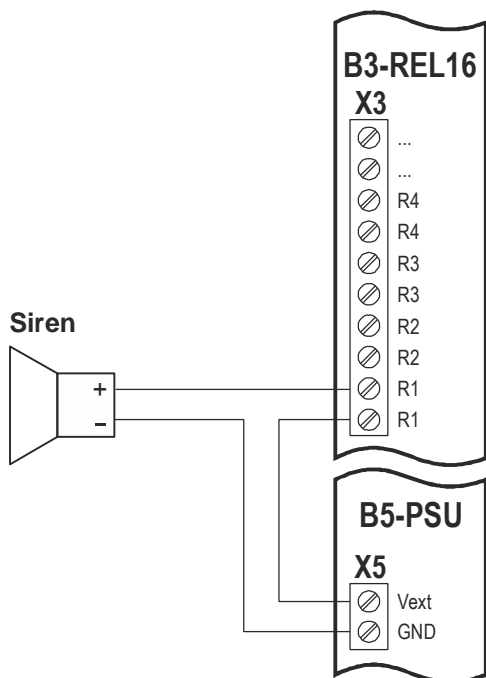


Fig. 3 Connecting working contact

When connecting inductive loads, it is recommended to use a freewheel diode (e.g. 1N4007).

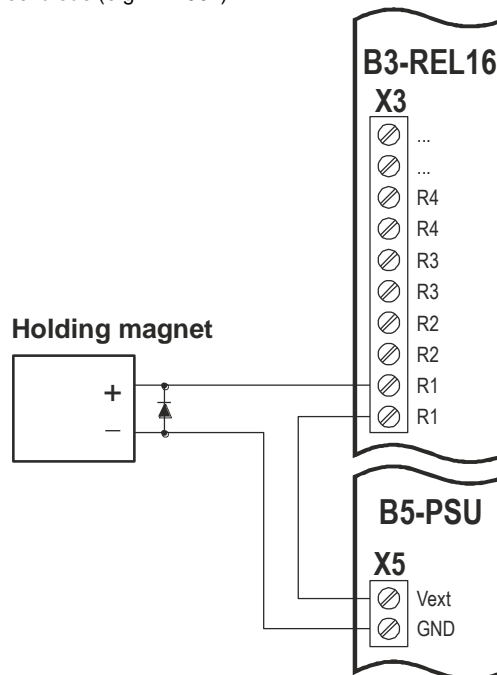


Fig. 4 Connecting normally closed contact

Article numbers / spare parts

Short designation		Art. number CH	Art. number
B3-REL16	Relay board with 24 V contacts (incl. ST-SET REL16)	115.249 840	20-1000004-01-02
ST-SET REL16	2 pcs. plug straight (frontal screwable)	239.972 312	20-1040100-01-01
ST-SET REL16 W	2 pcs. plug angled	239.239 690	FG74105

Technical data

Power supply	provided by the unit at slot 9 via the relay BUS
Protection type	according to control panel
Ambient temperature, Relative humidity, Air pressure	according to control panel
Weight (gross/net)	440/315 g